


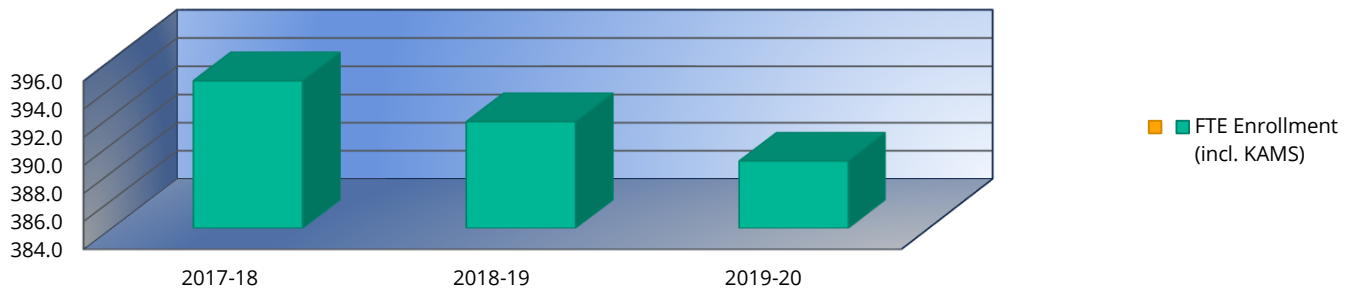
# Financial Accountability Report

USD #: D0467  
 USD Name: Leoti  
 County Name: Wichita  
 School Year: 2020



## Full Time Equivalency (FTE) Enrollment\*

	2017-18	2018-19	2019-20 Budgeted
FTE Enrollment (incl. KAMS)	394.5	391.6	388.8
Virtual FTE Enrollment	0.0	0.0	0.0
<b>Total FTE Enrollment</b>	<b>394.5</b>	<b>391.6</b>	<b>388.8</b>

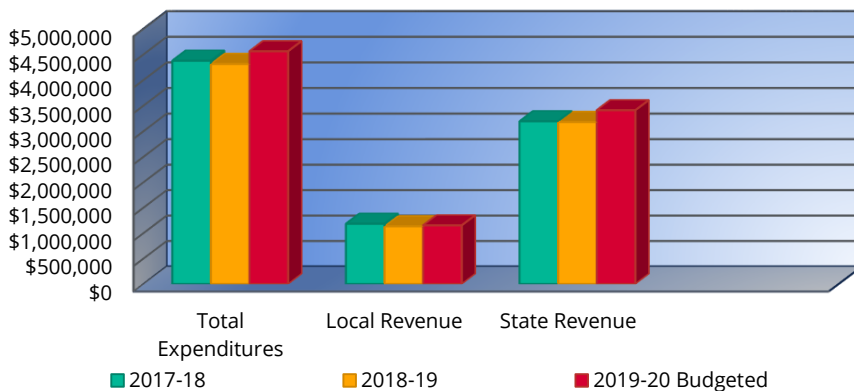


\*Includes the 2/20 count.

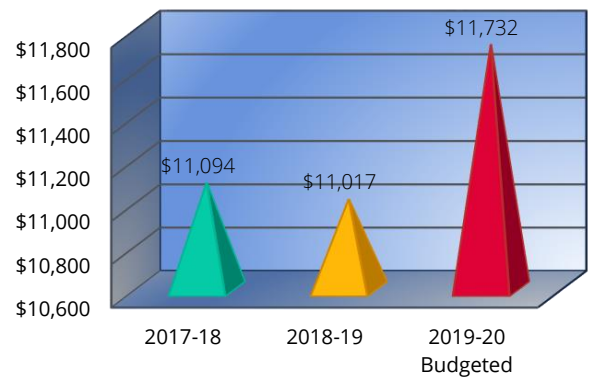
## General & Supplemental General (06 & 08)

	2017-18	2018-19	2019-20 Budgeted
<b>*Total Expenditures</b>	<b>\$4,376,393</b>	<b>\$4,314,409</b>	<b>\$4,561,408</b>
<b>Total Expenditures per Pupil</b>	<b>\$11,094</b>	<b>\$11,017</b>	<b>\$11,732</b>
Local Revenue	\$1,182,841	\$1,133,768	\$1,151,898
State Revenue	\$3,193,552	\$3,180,641	\$3,409,510
Federal Revenue	\$0	\$0	\$0

Total Expenditures



Total Expenditures per Pupil



\*Total Expenditures may not equal the sum of state, federal and local revenue. Typically this is a result of low assessed valuation and/or the large amount of federal property and federal impact aid in some districts.


# Financial Accountability Report

USD #: D0467

USD Name: Leoti

County Name: Wichita

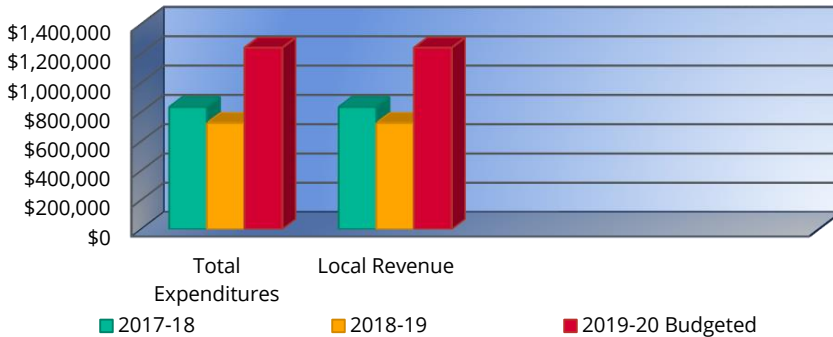
School Year: 2020



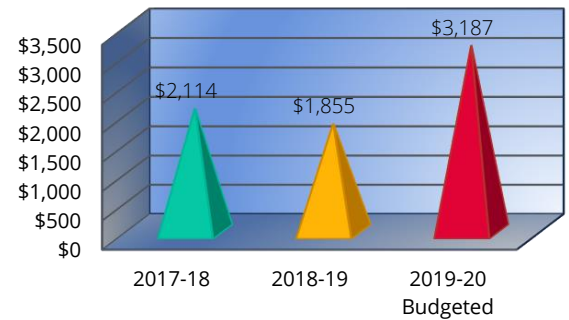
## Capital Outlay (16)

	2017-18	2018-19	2019-20 Budgeted
<b>*Total Expenditures</b>	<b>\$834,153</b>	<b>\$726,230</b>	<b>\$1,238,950</b>
<b>Total Expenditures per Pupil</b>	<b>\$2,114</b>	<b>\$1,855</b>	<b>\$3,187</b>
Local Revenue	\$834,153	\$726,230	\$1,238,950
State Revenue	\$0	\$0	\$0
Federal Revenue	\$0	\$0	\$0

Total Expenditures



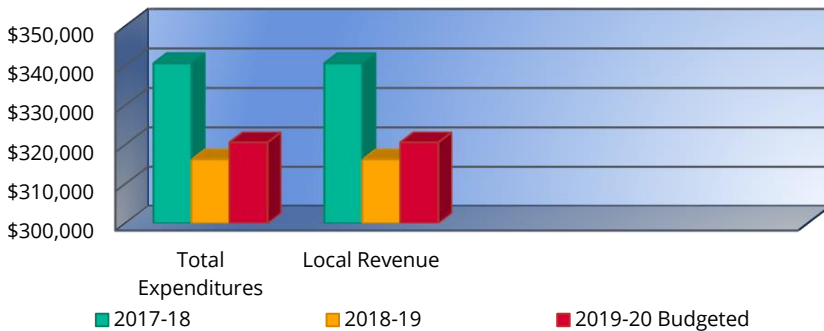
Total Expenditures per Pupil



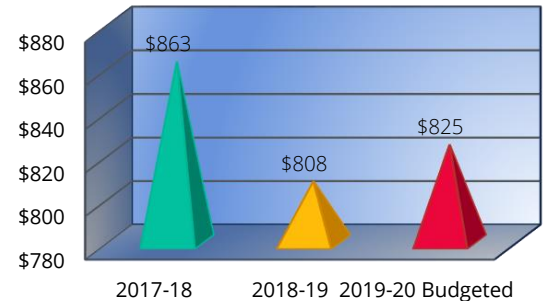
## Bond & Interest (62 & 63)

	2017-18	2018-19	2019-20 Budgeted
<b>*Total Expenditures</b>	<b>\$340,650</b>	<b>\$316,250</b>	<b>\$320,575</b>
<b>Total Expenditures per Pupil</b>	<b>\$863</b>	<b>\$808</b>	<b>\$825</b>
Local Revenue	\$340,650	\$316,250	\$320,575
State Revenue	\$0	\$0	\$0
Federal Revenue	\$0	\$0	\$0

Total Expenditures



Total Expenditures per Pupil



\*Total Expenditures may not equal the sum of state, federal and local revenue. Typically this is a result of low assessed valuation and/or the large amount of federal property and federal impact aid in some districts.


# Financial Accountability Report

USD #: D0467

USD Name: Leoti

County Name: Wichita

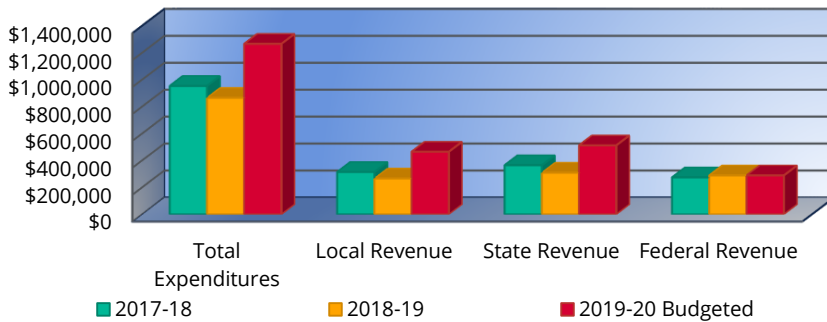
School Year: 2020



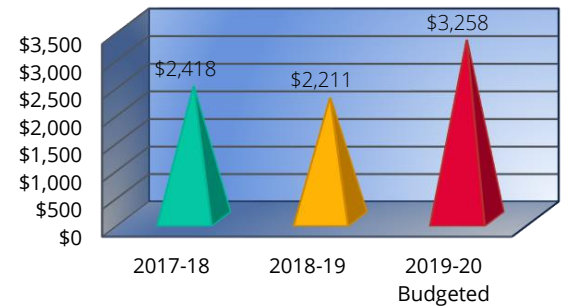
## All Other Funds

	2017-18	2018-19	2019-20 Budgeted
<b>*Total Expenditures</b>	<b>\$953,861</b>	<b>\$865,745</b>	<b>\$1,266,660</b>
<b>Total Expenditures per Pupil</b>	<b>\$2,418</b>	<b>\$2,211</b>	<b>\$3,258</b>
Local Revenue	\$314,588	\$266,527	\$464,997
State Revenue	\$364,679	\$309,873	\$512,326
Federal Revenue	\$274,594	\$289,345	\$289,337

Total Expenditures



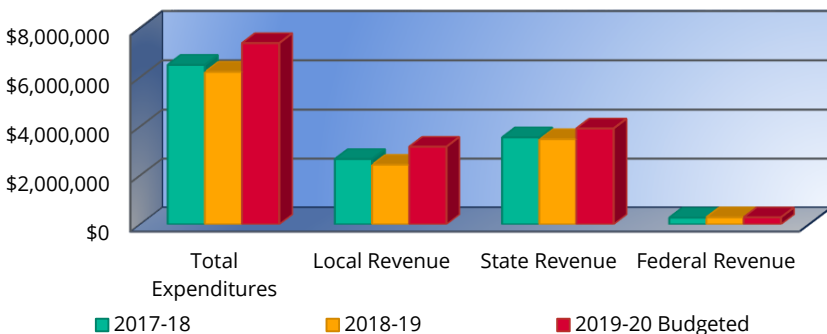
Total Expenditures per Pupil



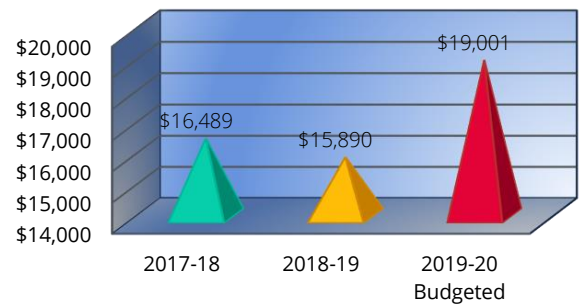
## Total of All Funds

	2017-18	2018-19	2019-20 Budgeted
<b>*Total Expenditures</b>	<b>\$6,505,057</b>	<b>\$6,222,634</b>	<b>\$7,387,593</b>
<b>Total Expenditures per Pupil</b>	<b>\$16,489</b>	<b>\$15,890</b>	<b>\$19,001</b>
Local Revenue	\$2,672,232	\$2,442,775	\$3,176,420
State Revenue	\$3,558,231	\$3,490,514	\$3,921,836
Federal Revenue	\$274,594	\$289,345	\$289,337

Total Expenditures



Total Expenditures per Pupil



\*Total Expenditures may not equal the sum of state, federal and local revenue. Typically this is a result of low assessed valuation and/or the large amount of federal property and federal impact aid in some districts.


# Financial Accountability Report

USD #: D0467

USD Name: Leoti

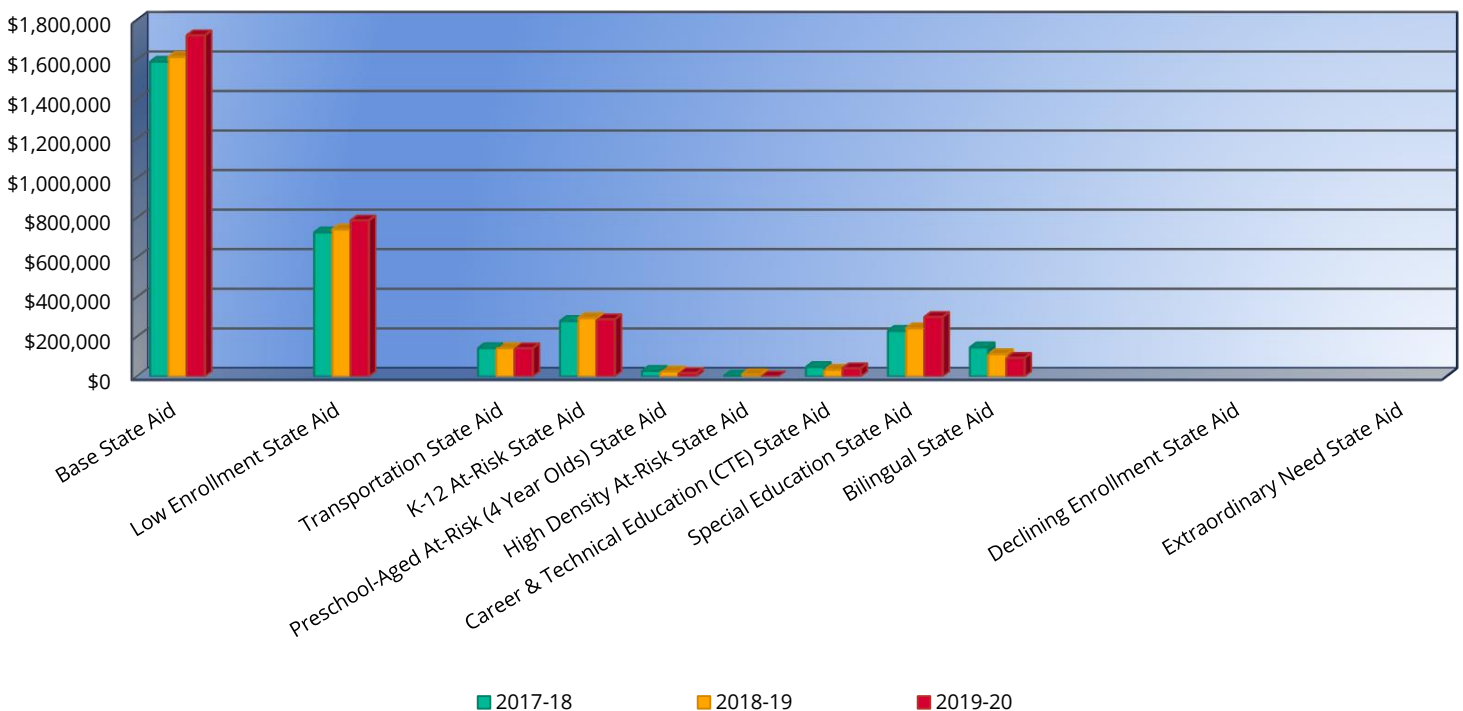
County Name: Wichita

School Year: 2020



## State Aid


	2017-18	2018-19	2019-20 Budgeted
Base State Aid	\$1,590,382	\$1,613,938	\$1,723,386
High Enrollment State Aid	\$0	\$0	\$0
Low Enrollment State Aid	\$726,288	\$741,370	\$786,946
School Facilities State Aid	\$0	\$0	\$0
Transportation State Aid	\$142,614	\$142,443	\$142,396
K-12 At-Risk State Aid	\$279,218	\$294,466	\$287,896
Preschool-Aged At-Risk (4 Year Olds) State Aid	\$28,042	\$24,990	\$17,744
High Density At-Risk State Aid	\$2,804	\$11,246	\$0
Career & Technical Education (CTE) State Aid	\$47,671	\$33,737	\$41,255
Special Education State Aid	\$229,797	\$242,910	\$300,000
Bilingual State Aid	\$146,620	\$112,872	\$94,043
Ancillary State Aid	\$0	\$0	\$0
Cost of Living State Aid	\$0	\$0	\$0
Declining Enrollment State Aid	\$0	N/A	N/A
Virtual State Aid	\$0	\$0	\$0
Extraordinary Need State Aid	\$0	N/A	N/A



Note: The scale for each chart will vary based on individual district's data.

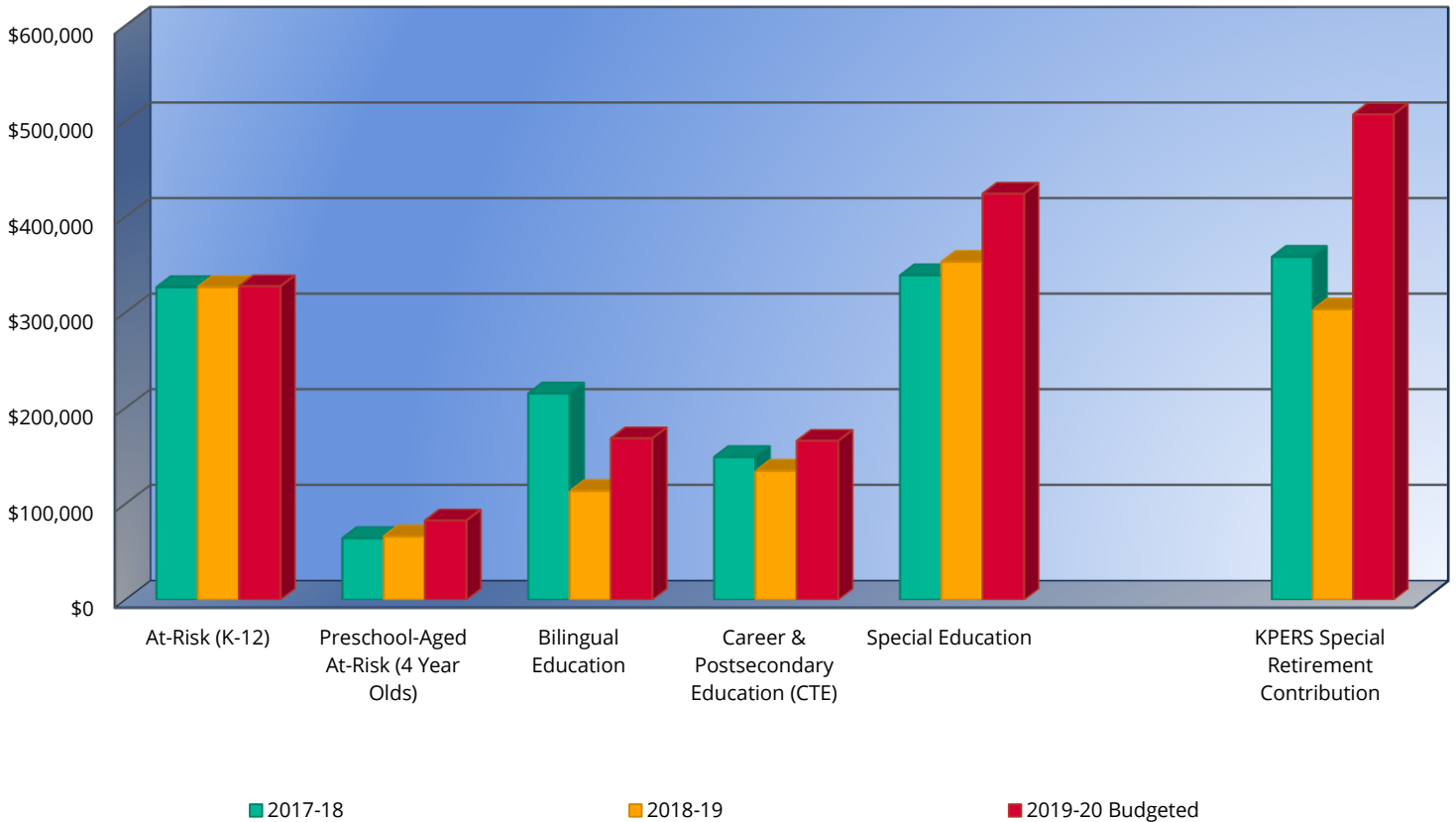
# Financial Accountability Report

USD #: D0467  
 USD Name: Leoti  
 County Name: Wichita  
 School Year: 2020



## Total Expenditures of Selected Funds


	2017-18	2018-19	2019-20 Budgeted
At-Risk (K-12) - 13	\$326,333	\$326,412	\$327,247
Preschool-Aged At-Risk (4 Year Olds) - 11	\$64,092	\$66,000	\$82,519
Bilingual Education - 14	\$215,097	\$113,342	\$168,139
Career & Postsecondary Education (CTE) - 34	\$148,541	\$134,309	\$165,478
Special Education - 30	\$338,705	\$352,811	\$424,202
Virtual Education - 15	\$0	\$0	\$0
KPERS Special Retirement Contribution - 51	\$358,108	\$303,069	\$507,098



Note: The scale for each chart will vary based on individual district's data.

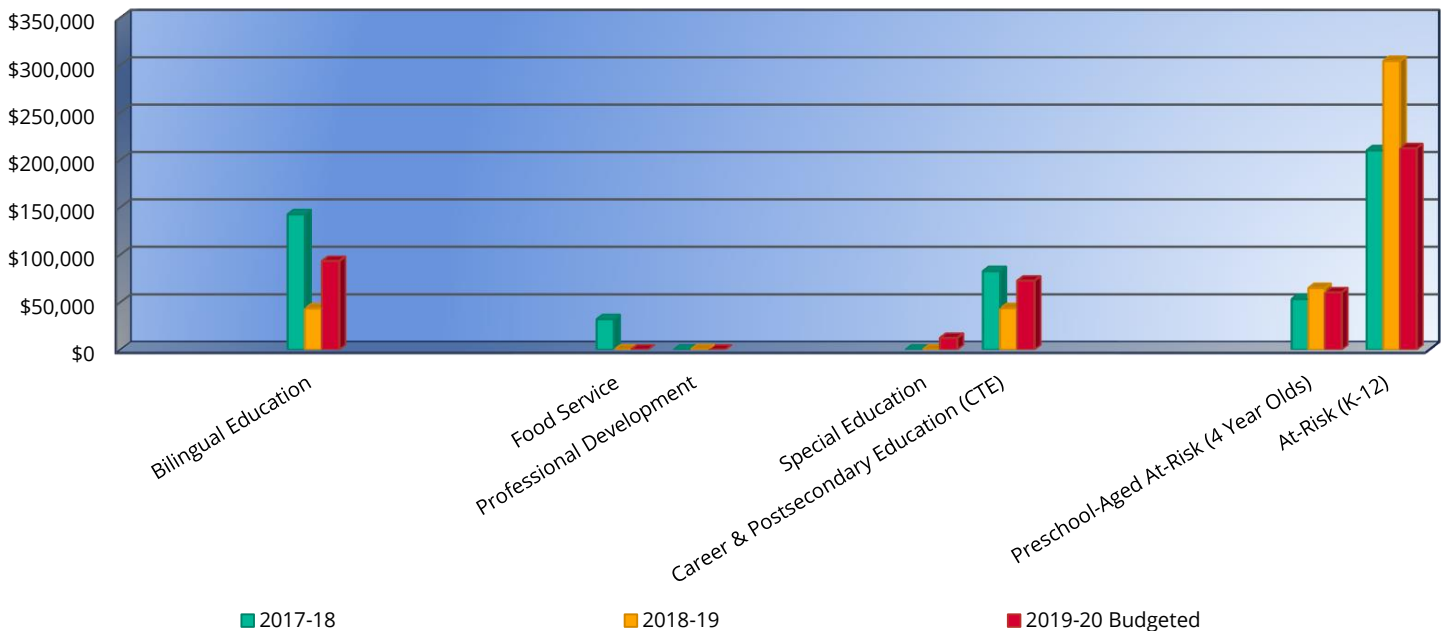
# Financial Accountability Report

USD #: D0467  
 USD Name: Leoti  
 County Name: Wichita  
 School Year: 2020



## Supplemental General (08) Transfers


	2017-18	2018-19	2019-20 Budgeted
Adult Education - 10	\$0	\$0	\$0
Adult Supplemental Education - 12	\$0	\$0	\$0
Bilingual Education - 14	\$142,358	\$43,365	\$93,139
Virtual Education - 15	\$0	\$0	\$0
Driver Training - 18	\$0	\$0	\$0
Extraordinary School Program - 22	\$0	\$0	\$0
Food Service - 24	\$31,974	\$0	\$0
Professional Development - 26	\$0	\$266	\$0
Parent Education Program - 28	\$0	\$0	\$0
Summer School - 29	\$0	\$0	\$0
Special Education - 30	\$0	\$0	\$12,316
Career & Postsecondary Education (CTE) - 34	\$82,519	\$43,566	\$72,478
Special Reserve Fund - 47	\$0	\$0	\$0
Special Liability Expense Fund - 42	\$0	\$0	\$0
Textbook & Student Material Revolving - 55	\$0	\$0	\$0
Preschool-Aged At-Risk (4 Year Olds) - 11	\$53,217	\$64,741	\$60,178
At-Risk (K-12) - 13	\$209,921	\$304,318	\$212,085



Note: The scale for each chart will vary based on individual district's data.

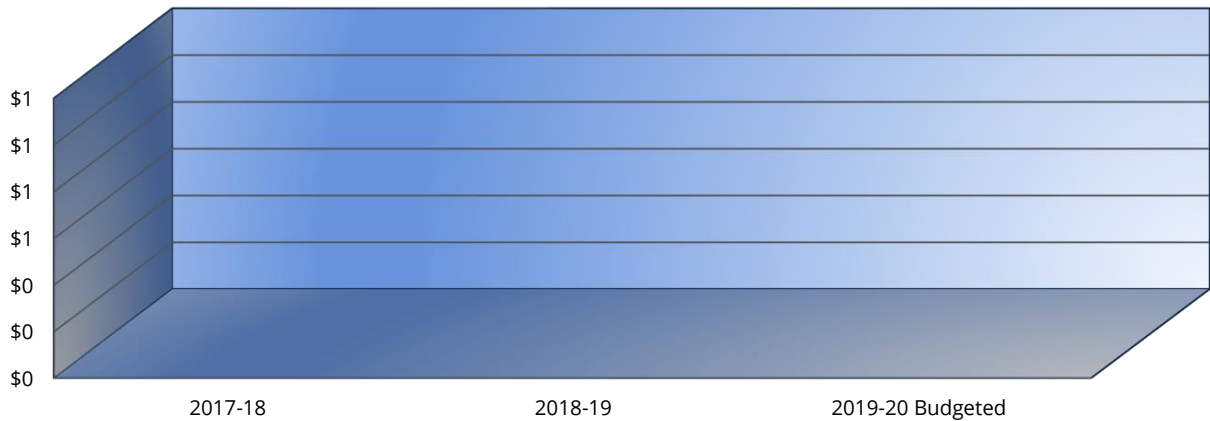
# Financial Accountability Report

USD #: D0467  
 USD Name: Leoti  
 County Name: Wichita  
 School Year: 2020



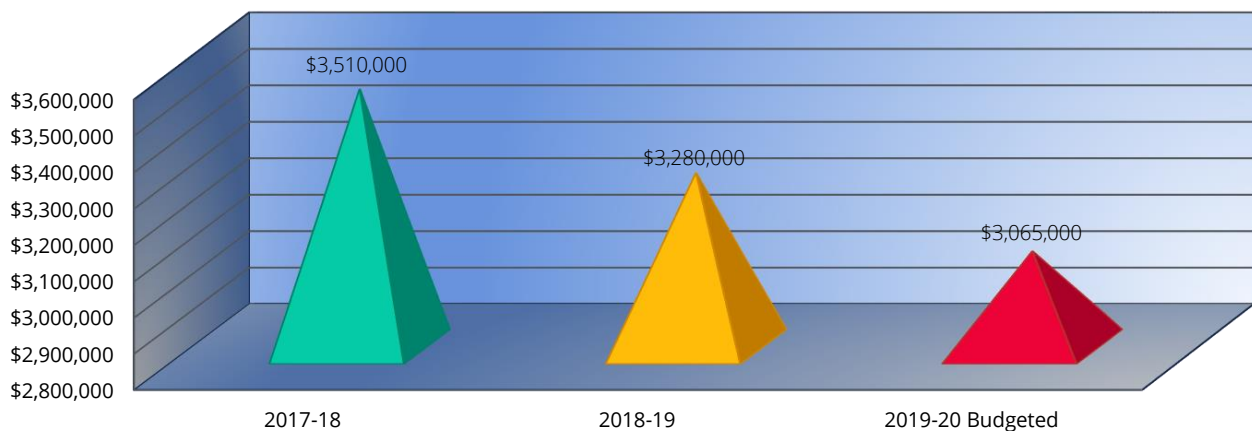
## Article 6, Section 6 Constitutional Challenge

	2017-18	2018-19	2019-20 Budgeted
Total Expenditures	\$0	\$0	\$0
Aggregate Expenditures from 7/1/2010 to 6/30/2019	\$0		



## General Obligation Bonded Indebtedness


	2017-18	2018-19	2019-20 Budgeted
Outstanding Principal (July 1)	\$3,510,000	\$3,280,000	\$3,065,000



Note: The scale for each chart will vary based on individual district's data.

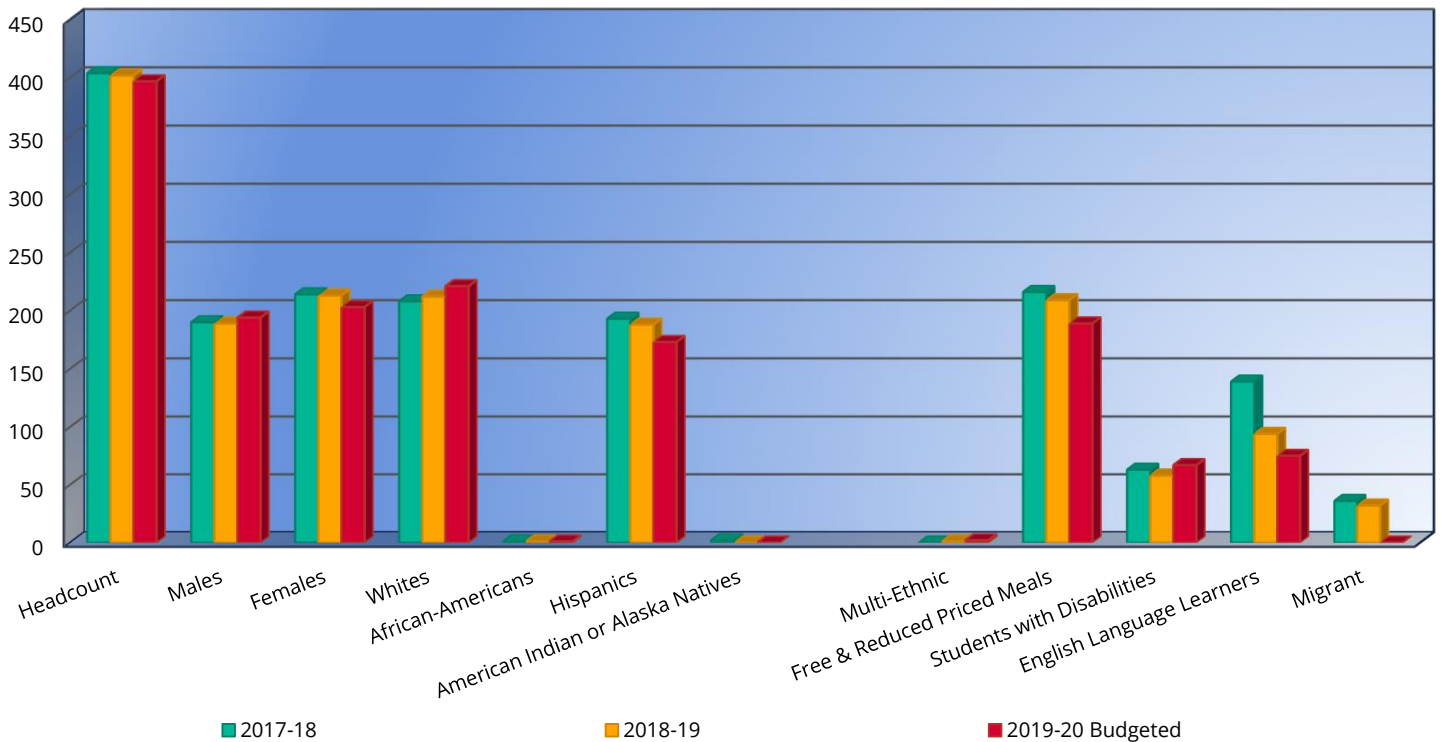
# Financial Accountability Report

USD #: D0467  
 USD Name: Leoti  
 County Name: Wichita  
 School Year: 2020



## Demographic Headcount<sup>1</sup>

	2017-18	2018-19	2019-20 Budgeted
Headcount	404	402	397
Males	190	189	194
Females	214	213	203
Whites	208	212	221
African-Americans	1	1	1
Hispanics	193	188	173
American Indian or Alaska Natives	2	0	0
Asians	0	0	0
Multi-Ethnic	0	1	2
Free & Reduced Priced Meals	216	209	189
Students with Disabilities	63	58	67
English Language Learners	139	94	75
Migrant*	36	32	N/A



<sup>1</sup> Demographic Data is unaudited.

\*Districts are in the process of submitting Migrant data for the current year.